



GV-21P

Amplifier Unit, Main Unit, PNP



*Please note that accessories depicted in the image are for illustrative purposes only and may not be included with the product.

Specifications

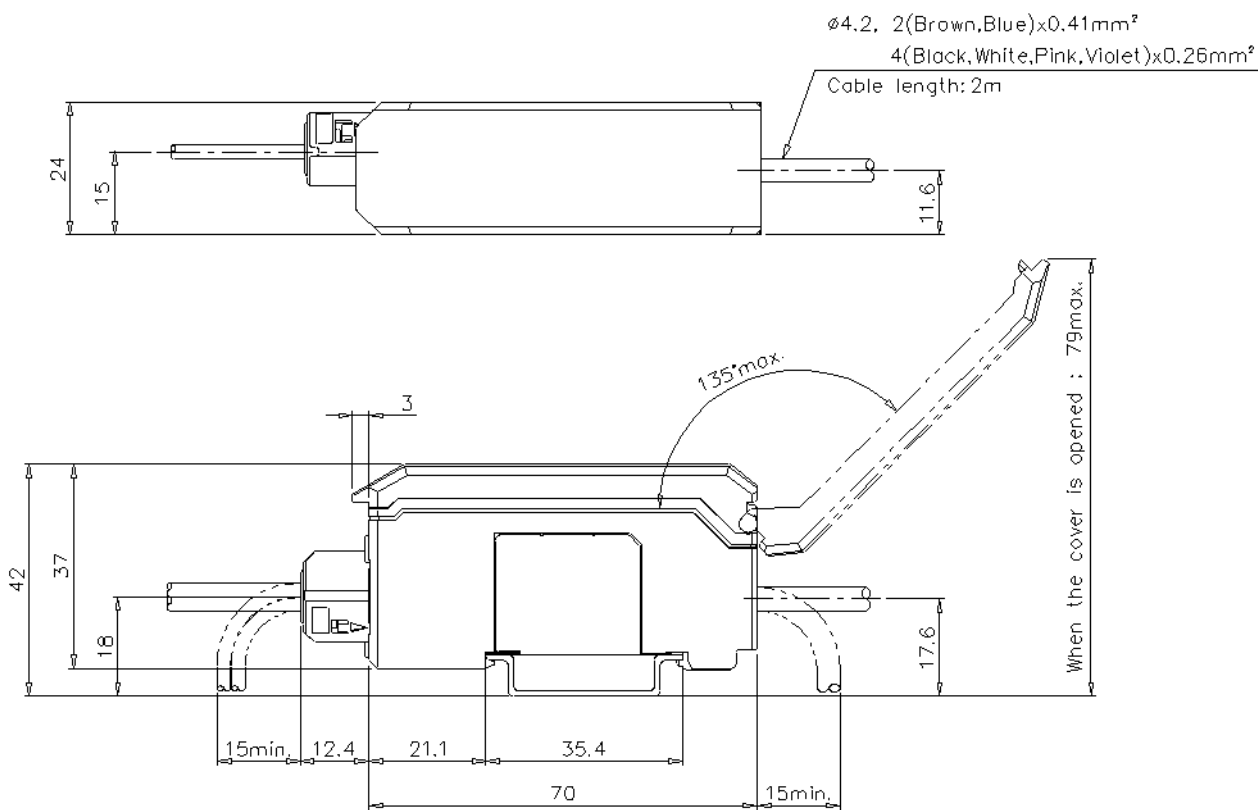
Model		GV-21P
Type		Amplifier Unit, Main Unit
Power consumption	Normal	2200 mW max. (at 30 V: 73.3 mA max.)
	Eco-Half	1700 mW max. (at 30 V: 56.7 mA max.)
	Eco-All	1600 mW max. (at 30 V: 53.3 mA max.)
Display indicator		Dual 7-segment display (Current Value: 3-digit red LED indicator, Preset Value: 3-digit green LED indicator) + 2-color 13-level Bar LED (Red, Green)
Output		PNP
Control output		PNP open collector x 2ch, 30 V DC max./Max. 100 mA, residual voltage 1 V max.
Control input		Emission stop input, Bank switching input, Shift input, Timing input, Each input response time: 20 ms
Response time		1.5/3/10/20/50 ms
Operation status indicators		Control output: Red LED x 2 Channel display: Green LED x 2 Laser radiation emission indicator Green LED Other: Green LED x 2/Red LED x 3
Rating	Power voltage	10 to 30 VDC, including Ripple (P-P) 10 %*1
Environmental resistance	Ambient temperature	-10 to +55 °C 14 to 131 °F (No freezing)
	Relative humidity	35 to 85 % RH (No condensation)
	Vibration resistance	10 to 55 Hz, Double amplitude 1.5 mm 0.06", 2 hours in each of the X, Y, and Z axis
Material		Housing material, display cover: Polycarbonate, Key Top: Polyacetal, Cable: PVC
Weight		Approx. 110 g

*1 If expansion units are added, supply voltage must be 11 to 30 VDC.

Dimensions

* Download CAD file or product manual for larger image/text and more detail.

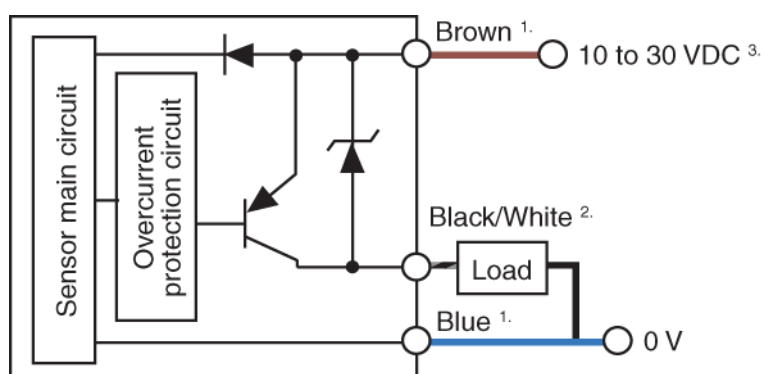
GV-21/21P



I/O Circuit Connection diagram

* Download CAD file or product manual for larger image/text and more detail.

Output circuit PNP



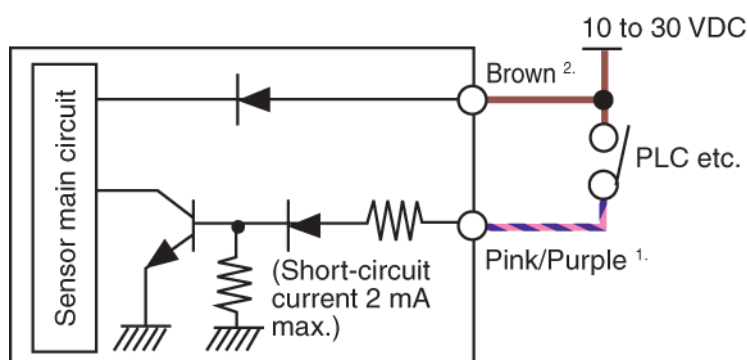
1. GV-22 and GV-22P do not have brown/blue wires. The internal structure of the power supply line is the same as GV-21.

2. Black: Control output 1/White: Control output 2

3. If expansion units are added, supply voltage must be 11 to 30 VDC.

Input circuit

Emission stop input, Bank switching input, Shift input, Timing input PNP



1. Pink: Bank switching input/Shift input/Timing input,
Purple: Emission stop input

2. GV-22 and GV-22P do not have brown/blue wires. The internal structure of the power supply line is the same as GV-21.