



## FS-V22X

Fiber Amplifier, Cable Type, Expansion Unit, NPN



\*Please note that accessories depicted in the image are for illustrative purposes only and may not be included with the product.

! This model has been discontinued.  
Compliance with the certification standard is ensured as of the time of shipment from our company.

Contact Us: 1-888-539-3623

Recommended Replaceable Products: [Digital Fiber Optic Sensor - FS-N40 series](#)

## Specifications

Model			FS-V22X		
Type			Expansion unit: Infrared LED		
Light source LED			Infrared LED (950 nm)		
Response time			250 μs (FINE) /500 μs (TURBO) /1 ms (SUPER TURBO) /4 ms (ULTRA TURBO) /500 μs (HIGH RESOLUTION) /50 μs (HIGH SPEED)		
Output selection			Light-ON/Dark-ON selectable		
Detection mode			Light intensity/rising edge/falling edge		
Shift function			Max. ±1,999 (variable)		
Timer function	Mode		Timer OFF/OFF-delay timer/ON-delay timer/One-shot timer, selectable		
	Variable range		1 to 500 ms [1 to 30 ms (in 1 ms increments), 30 to 50 ms (in 2 ms increments), 50 to 200 ms (in 10 ms increments), 200 to 500 ms (in 50 ms increments)]		
	Accuracy		±10 % of the Preset Value		
Control output			100 mA max. (40VDC max), Residual voltage: 1Vmax.		
Rating	Power voltage		12 to 24 VDC ±10 %, Ripple (P-P) 10 % or less		
	Power consumption	Normal	S-APC OFF: 580 mW max.(24 mA max. at 24 VDC), S-APC ON: 720 mW max. (30 mA max. at 24 VDC)*1		
		ECO half	S-APC OFF: 480 mW max.(20 mA max. at 24 VDC), S-APC ON: 600 mW max. (25 mA max. at 24 VDC)*1		
		ECO all	S-APC OFF: 430 mW max.(18 mA max. at 24 VDC), S-APC ON: 550 mW max. (23 mA max. at 24 VDC)*1		
Environmental resistance	Ambient light		Incandescent lamp: 20,000 lux max., Sunlight: 30,000 lux max.		
	Ambient temperature		-10 to +55 °C 14 to 131 °F (No freezing)*2		
	Relative humidity		35 to 85 % RH (No condensation)		
	Vibration resistance		10 to 55 Hz, Double amplitude 1.5 mm 0.06", 2 hours in each of the X, Y, and Z directions		
	Shock resistance		500 m/s², 3 times in each of the X, Y, and Z directions		
Case material			Polycarbonate		
Size			30 mm (H) x 9 mm (W) x 70 mm (D) 1.18" (H) x 0.35" (W) x 2.76" (D)		
Weight			Approx. 45 g (including 2-m cable)		

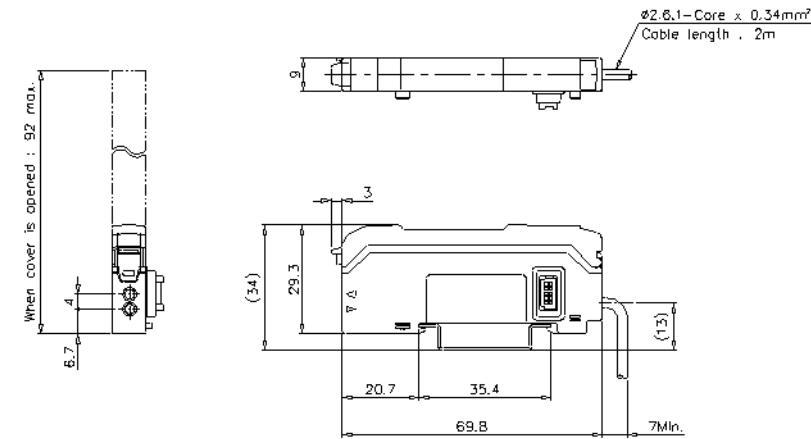
\*<sup>1</sup> S-APC will be always turned ON when the high-resolution or high-speed mode is selected. S-APC is by default set to OFF in any other mode.

\*2 If more than one unit is used together, the ambient temperature varies with the conditions below. Mount the units on the DIN rail with mounting brackets and check that the output current is 20 mA or less.  
3 to 10 Units: -10 to +50 °C 14 to 122 °) 11 to 16 Units: -10 to +45 °C 14 to 113 °F

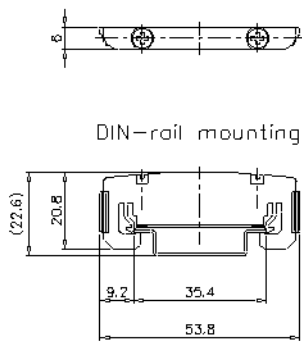
Dimensions

\* Download CAD file or product manual for larger image/text and more detail.

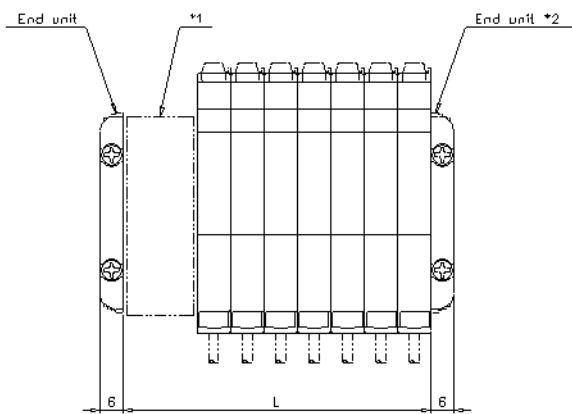
FS-V22



End unit(Included in FS-V22)



When several units are connected



No. of units	L
1	9
2	18
3	27
4	36
5	45
6	54
7	63
8	72
9	81
10	90
11	99
12	108
13	117
14	128
15	135
16	144

\*1 ES-M1 or FS-V11,V1,M1,T1,R0 or FS-V21 or PS-T1 or LV-21A,11A or CZ-V1  
\*2 Make sure to use end units when adding expansion units.

## I/O Circuit Connection diagram

\* Download CAD file or product manual for larger image/text and more detail.

### I/O Circuit

