



AP-V42WP

Amplifier Unit, Expansion Unit, PNP

*Please note that accessories depicted in the image are for illustrative purposes only and may not be included with the product.

!

This model has been discontinued.

Compliance with the certification standard is ensured as of the time of shipment from our company.

Contact Us: 1-888-539-3623

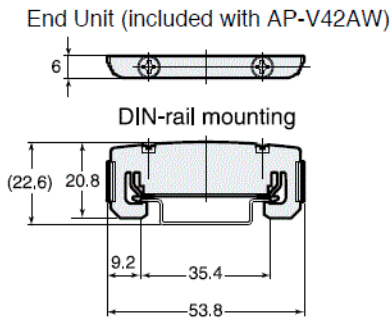
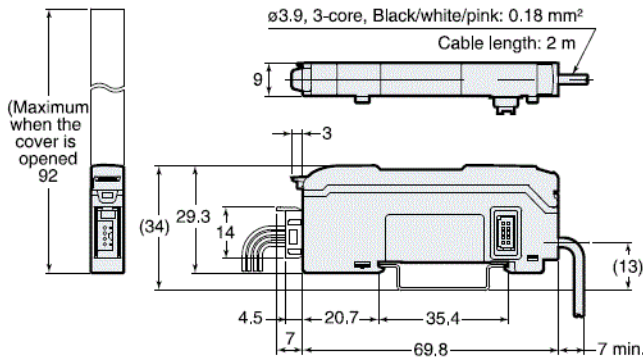
Specifications

Model			AP-V42WP
Type			Amplifier Unit, PNP
Applicable sensor head			AP-41M, AP-41, AP-43, AP-44
Display			4 1/2-digit, 2-color, 7-segment LED (Character height: 4.5 mm 0.18"), AI indicator (green) Display cycle: 10 times/s
Operation indicator			Red LED × 2 (corresponding to control output 1 and control output 2)
Display resolution			AP-41M/41/44: Standard mode 0.1 inchHg, High-resolution/Focus mode 0.01 inchHg AP-43: Standard mode 0.01 kgf/cm ² , High-resolution/Focus mode 0.02 Psi
Power consumption	Normal		12 V: 840 mW (70 mA) max., 24 V: 1,200 mW (50 mA) max.
Display temperature characteristic			±1 % of F.S. or less
Hysteresis			Standard mode: 0.5 % of F.S., high-resolution mode: 0.1 % of F.S., hysteresis variable mode (F-2): variable
Response time (Chattering prevention function)			1/2.5/5/100/500 ms (selectable; 1 ms is used when high-speed mode is selected)
I/O	Zero-shift input		Input time: 2 ms or more (switchable with analog output)
	Control output		Maximum PNP open-collector output: 20 mA (30 V or less), residual voltage: 1 V or less, 2 outputs (N.O./N.C. switchable)
Rating	Power voltage		12 to 24 VDC ±10 %, Ripple (P-P) 10 % or less
	Power consumption	Eco mode	12 V: 600 mW (50 mA) max., 24 V: 960 mW (40 mA) max.
Environmental resistance	Ambient temperature		0 to +50 °C 32 to 122 °F (No freezing)
	Relative humidity		35 to 85 % RH (No condensation)
	Vibration resistance		10 to 55 Hz, Double amplitude 1.5 mm 0.06", 2 hours in each of the X, Y, and Z directions
Material			Polycarbonate
Accessories			End unit, head connection connector, extension warnings sticker
Weight			Approx. 80 g (with 2 m cable)

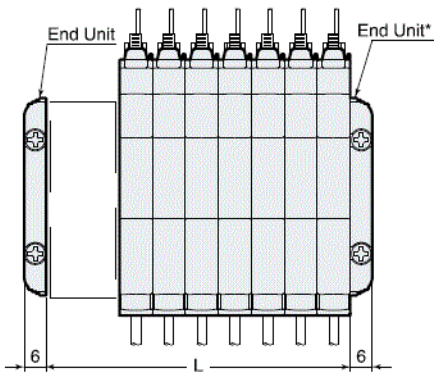
Dimensions

* Download CAD file or product manual for larger image/text and more detail.

Amplifier Unit
AP-V42AW Series



When several units are connected



* When using expansion units, be sure to use the end unit.

No. of expansion units	L (mm)
1	18
2	27
3	36
4	45
5	54
6	63
7	72
8	81